

EclProfile CT+

High quality six colours LED ellipsoidal, tuneable white and colour mixing



EclProfile CT+ is a high quality, six colour mixing LED ellipsoidal. Designed to reach the finest quality of light for white tones and colour spectrum, its custom LED array and powerful on-board colour control allows to reach bright and high-quality whites, up to 97 of CRI, keeping a consistent output and ensuring a total control of the light. The wide feature set includes special theatrical functions such as tungsten emulation on dimming, colour gels, virtual CTO and studio functions, such as +/- green correction on linear white CCT.

MAIN FEATURES

- Linear white CCT from 2.800 K to 10.000 K with CRI up to 97.
- RGB / CMY / HSI 3 ch colours control of the six colours LED array for easy access to any desired colour.
- Industry standard colour gels matching, tungsten emulation on dimming, tint control (+/- green).

VERSIONS

Code	Housing
ECLCTPLUSBK	Black
ECLCTPLUSWH	White

TECHNICAL SPECIFICATION

LIGHT SOURCE

- Source: Luxeon-C; 96x3W 6 colour custom LEDs source (red, green, blue, royal blue, mint, pc amber)
- CCT: @full 5.000 K
- Luminous flux: (5°) 3'805 lm; (10°) 4'790 lm; (14°) 5'047 lm; (19°) 5'380 lm; (26°) 6'681 lm; (36°) 6'814 lm; (50°) 5'773 lm; (70°) 7'430 lm @full
- Luminous flux: (zoom 15°-30°) (min angle) 5'290 lm; (max angle) 6'664 lm - (zoom 25°-50°) (min angle) 7'042 lm; (max angle) 9'817 @full
- Lux: (5°) 14'638 lx; (10°) 8'663 lx; (14°) 3'812 lx; (19°) 2'530 lx; (26°) 1'759 lx; (36°) 810 lx; (50°) 474 lx; (70°) 306 lx @5 m full
- Lux: (zoom 15°-30°) (min angle) 3'502 lx; (max angle) 1'800 lx - (zoom 25°-50°) (min angle) 2'608 lx; (max angle) 974 lx @5 m full
- CRI: 93,7 @3.200 K; 97,6 @5.600 K
- R9: 98,6 @3.200 K; 98,2 @5.600 K
- TLCI: 95 @5.600 K
- TM30 Rf: 92 @5.600 K
- TM30 Rg: 100,1 @5.600 K
- Source life expectancy: > 50.000 h

OPTICS

- Lens type: high-quality glass lens optics
- Additional optics: optional 5° / 10° / 14° / 19° / 26° / 36° / 50° / 70° / zoom 15°-30° / zoom 25°-50°
- Focus: manual
- Other: see available accessories

COLOUR SYSTEM

- Colour mixing: RGB, Royal Blue, Mint, PC Amber
- CCT: CCT control, + / - green correction, tungsten emulation
- White presets: 2.700 K ~ 10.000 K
- Colour wheel: colour gels matching and RGB / HSI / CMY selectable colour mode

DYNAMIC EFFECTS

- Gobo size: B, outer: 86 mm - image: 64,5 mm - thickness: 1,1 mm
- Special features: 4 fan modes available and output management and linear crossfade channel from any white to any colour; virtual CTO on colours

ACCESSORIES & RELATED PRODUCTS

• FCLECLPR	Flightcase to contain 8 pcs ECLFS or ECLCTPLUS with lenses 19°,26°,36°,50°
• FCLECLPRLZ	Flightcase to contain 8 ECLPRLZ zoom lenses
• ECLPRSMOOTHF1	Smooth/homogenizer filter with aluminium frame and magnets for Ecl Profile fixture
• ECLPRPOYO	Pole operated yoke for ECLCTPLUS and ECLFS
• ECLLB05/10BK	5°/10° lens barrel for Ecl Profile fixtures, filterframe included, black housing
• ECLPRL05/10/14/19/26/36/50/70BK	5°/10°/14°/26°/36°/50°/70° PRL lens barrel for Ecl Profile fixtures, black housing

BODY

- Body: sturdy die-cast aluminium body
- Body colour: black

CONTROL

- Protocols: DMX512, RDM
- Stand Alone: selection of static colours, white presets, manual colours and built-in effects with adjustable speed
- DMX channels: UNO / DUO / Basic / Standard / Extended channel
- RDM: RDM ready for remote monitoring and settings
- Display: Graphic User Interface
- Firmware upgrade: yes, via USB - DMX interface (UPBOX2) not included (through dedicated software)
- Master/Slave: for synchronised operation of more units linked in a chain

ELECTRONICS

- Dimmer: linear 0 ~ 100% electronic dimmer
- Dimmer curves: 4 selectable dimming modes available
- Strobe / shutter: 1 - 25 Hz, electronic
- Operating temperature: -20° ~ +45°
- LED Control: flicker free operation
- Selectable PWM: 600 ~ 25.000 Hz

ELECTRICAL

- Mains power supply: 100-240V - 50/60Hz
- Max power consumption: 264W
- Output (at 230V): 7 units on a single power line
- Power factor: > 0,95

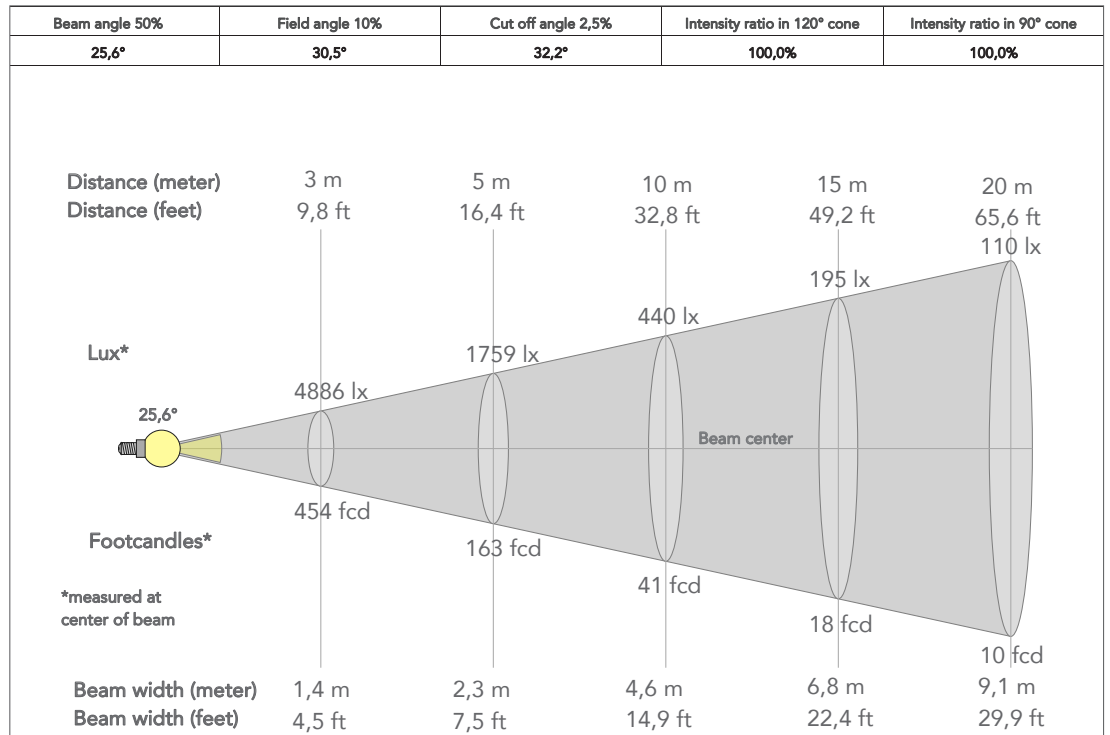
PHYSICAL

- Cooling: low noise fan
- Suspension and fixing: bracket for hanging and positioning
- Signal connection: Amphenol XLR 5p IN/OUT connectors
- Power connection: Neutrik powerCON TRUE1 IN/OUT connectors
- IP rating: 20
- Dimensions (WxHxD): 264x259x539 mm
- Weight: 7,9 kg

• ECLPRLZ1530/2550BK	Zoom 15°-30°/25°-50° PRL lens barrel for Ecl Profile fixtures, black housing
• ECLPRTPG	Gel filter frame for ECL Profile PRL lens barrel, comp. with 19°,26°,36° and 50°
• ECLPRGH	Gobo holder for ECL Profile fixtures
• ECLPRIRIS	Iris accessory for ECL Profile fixtures
• ECLPRSEF1	Soft edge filter and holder kit for ECL Profile fixtures
• C6040B	Heavy-load aluminum clamp, 500kg loa, 48-51mm tubes, M10 bolt inc., Black
• UPBOX2P5	Firmware uploader kit, USB IN, 5-pin XLR DMX OUT

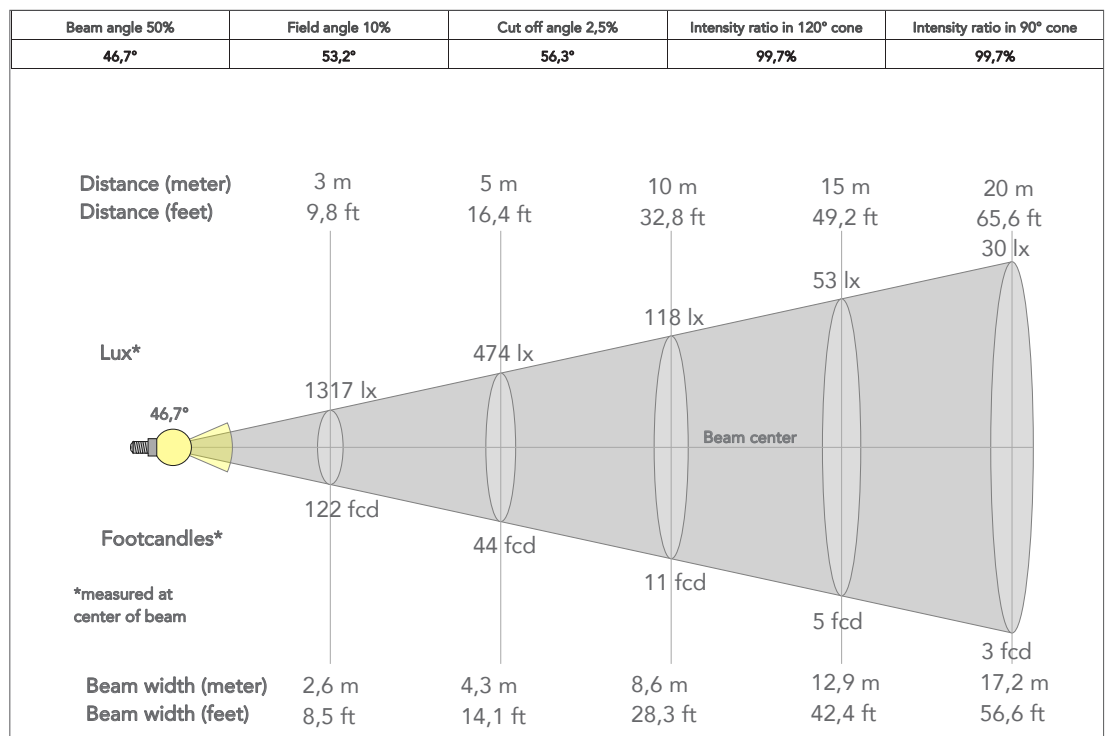
PRESET FULL ON

Beam angle 50%: 26°

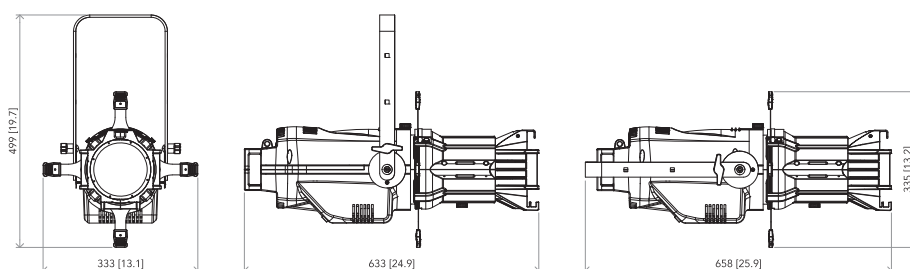


PRESET FULL ON

Beam angle 50%: 50°



TECHICAL DRAWINGS



For more product info and downloads visit our website

