


# STARK400 WHITE 3°

7x40w High power LED Wash-Beam luminaire with pixel mapping



## Goniophotometers Diagram




Note: The Curves indicate the illuminated area and the average illumination when the luminaire is at different distance.

# STARK400 RED 3°

7x40w High power LED Wash-Beam luminaire with pixel mapping



## Goniophotometers Diagram



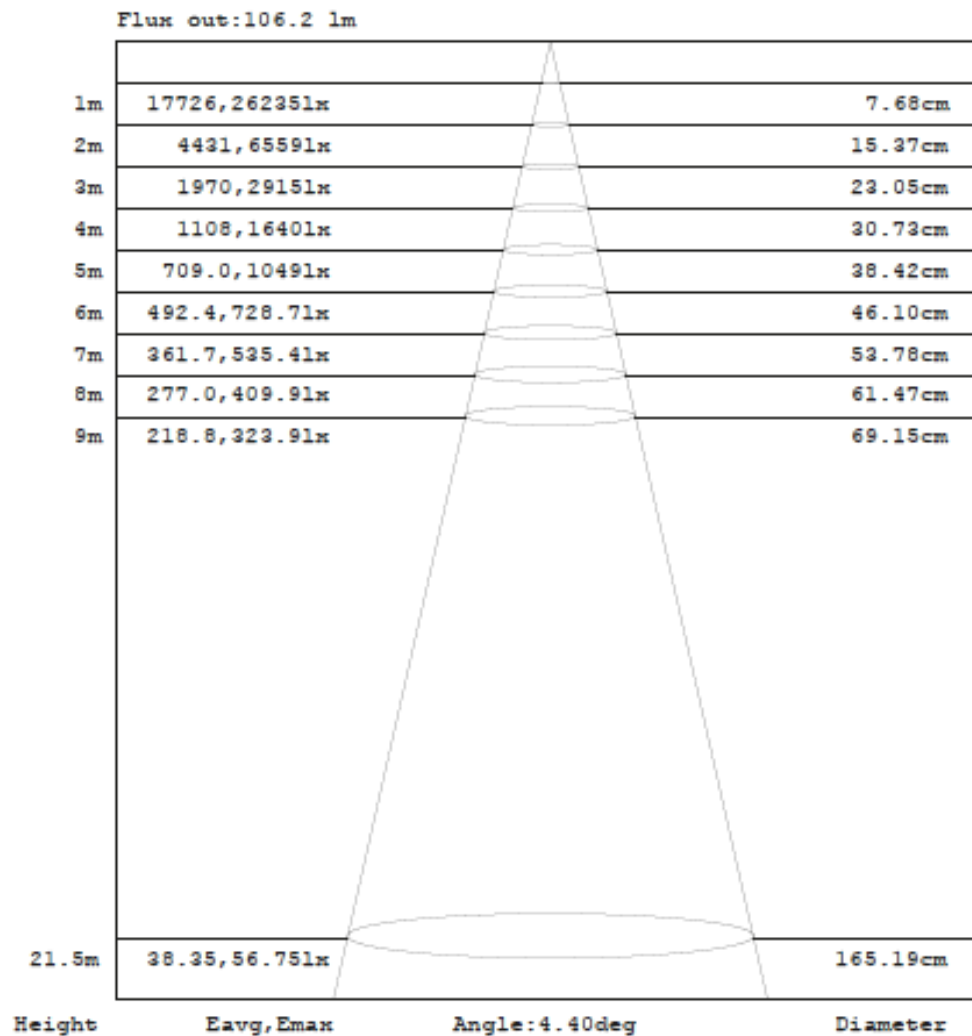
Note: The Curves indicate the illuminated area and the average illumination when the luminaire is at different distance.

# STARK400 BLUE 3°

7x40w High power LED Wash-Beam luminaire with pixel mapping



## Goniophotometers Diagram




Note: The Curves indicate the illuminated area and the average illumination when the luminaire is at different distance.

# STARK400 GREEN 3°

7x40w High power LED Wash-Beam luminaire with pixel mapping



## Goniophotometers Diagram




Note: The Curves indicate the illuminated area and the average illumination when the luminaire is at different distance.

# STARK400 FULL 3°

7x40w High power LED Wash-Beam luminaire with pixel mapping



## Goniophotometers Diagram



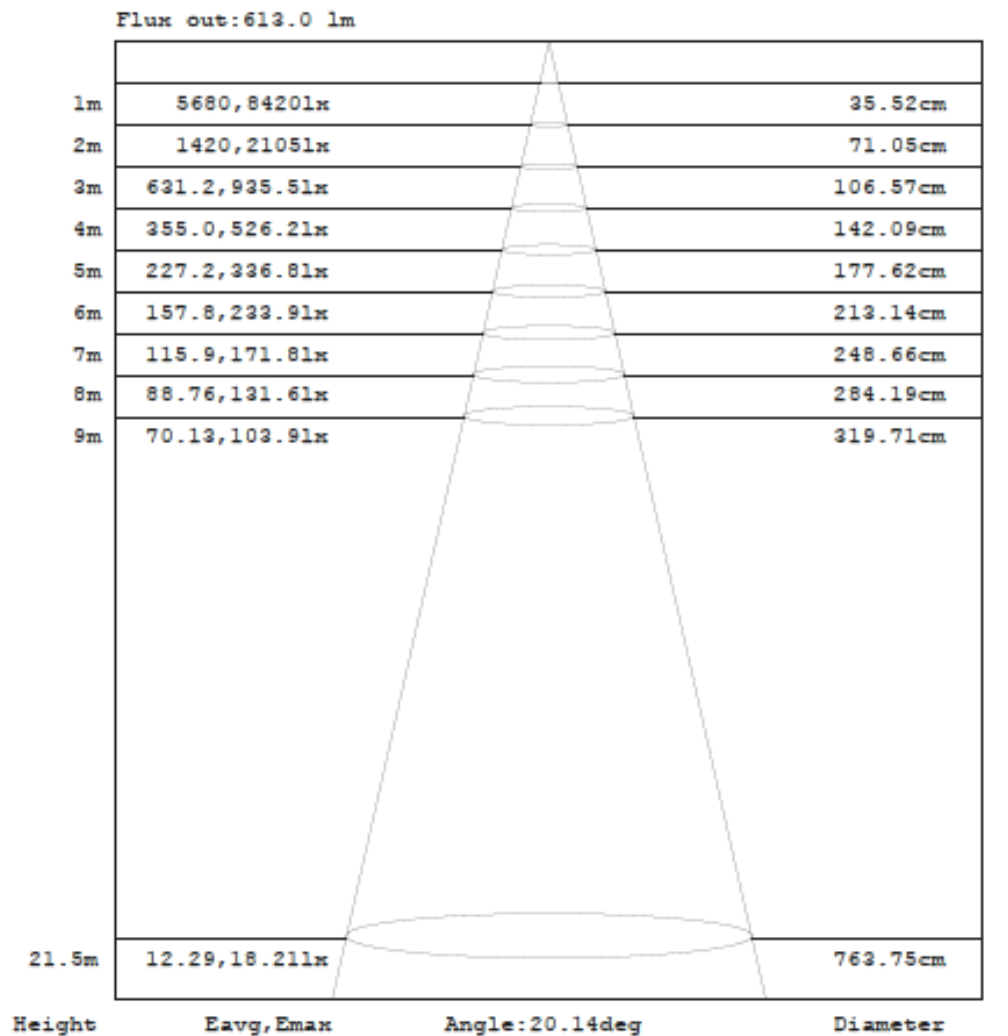
Note: The Curves indicate the illuminated area and the average illumination when the luminaire is at different distance.

# STARK400 WHITE 45°

7x40w High power LED Wash-Beam luminaire with pixel mapping



## Goniophotometers Diagram




Note: The Curves indicate the illuminated area and the average illumination when the luminaire is at different distance.

# STARK400 RED 45°

7x40w High power LED Wash-Beam luminaire with pixel mapping



## Goniophotometers Diagram




# STARK400 GREEN 45°

7x40w High power LED Wash-Beam luminaire with pixel mapping



## Goniophotometers Diagram



Note: The Curves indicate the illuminated area and the average illumination when the luminaire is at different distance.




# STARK400 BLUE 45°

7x40w High power LED Wash-Beam luminaire with pixel mapping



## Goniophotometers Diagram




# STARK400 FULL 45°

7x40w High power LED Wash-Beam luminaire with pixel mapping



## Goniophotometers Diagram



Note: The Curves indicate the illuminated area and the average illumination when the luminaire is at different distance.