

Jet Profile300LT

300W LT Profile Moving head, with 4° - 44° zoom and CMY+CTO

ORDER CODE: **JETPROFILE300LT**



TECHNICAL SPECIFICATION

LIGHT SOURCE

- Source: 300W high-power white LED
- CCT: 6.500K
- Luminous flux: (3,9°) 8'313 lm - (44,1°) 12'065 lm
- Lux: (3,9°) 88'597 lx (44,1°) 1'333lx @5 m
- CRI: > 70 (85 with 6000K High CRI filter on color wheel)
- Source life expectancy: > 30.000 h

OPTICS

- Zoom range: 3,9° - 44,1° motorised linear zoom
- Lens diameter: 140mm / 5.51"
- Lens type: HD anti-reflection lenses with achromatic coating
- Focus: motorised

COLOUR SYSTEM

- Colour mixing: CMY colour system on 3 gradually fading colour wheels
- CCT: linear CTO correction 2.800 K ~ 6.500 K
- Colour wheel: 6 dichroic filters on 2 independent colour wheels

DYNAMIC EFFECTS

- Control Resolution: 16-bit dimmer
- Shutter system: 4 shutter blades with position and $\pm 30^\circ$ angle adjustment, $\pm 45^\circ$ rotation of the complete framing system
- Animation wheel: animation wheel with CW and CCW rotation
- Rotating gobos: 7 rotating gobos + open, interchangeable, indexing
- Gobo size: outer diameter: 20 mm; image diameter: 16 mm; thick: up to 3 mm
- FX generator: prisms overlap for spectacular aerial effects
- Circular prism: 4f with bi-directional rotation, indexing, interchangeable
- Linear prism: 4f with bi-directional rotation, indexing, interchangeable
- Frost: linear 0 - 100% light frost filter, interchangeable

BODY

- Hardware on-board: sockets for quick-Lock Omega bracket (clamp not included)
- Pan range: 540°
- Tilt range: 265°
- Pan/Tilt resolution: bit 16-bit
- Feedback: automatic repositioning after accidental movement

ACCESSORIES & RELATED PRODUCTS

- | | |
|--------------|---|
| • FCLJETP300 | Flight case for 4 pcs of JETPROFILE300LT |
| • JP300LF | Included accessory light frost filter for JETPROFILE300LT |
| • JP300HF | Optional accessory heavy frost filter for JETPROFILE300LT |
| • LRTFXWK1 | Wireless kit 1 with TimoFX |
| • OS24PLUS | Quick-lock omega bracket, M12 hole |
| • C6002B | Slim aluminum clamp, 200kg loading, 48-51mm tubes, M10 bolt, Black&White& White |
| • RSR1235B | Steel security cable for hanging bodies, inox steel shackle, L=120 cm, black |

The **Jet Profile300LT** is a compact, quiet, and versatile moving LED profile designed for small to medium stages in theater, television, and live performances. Featuring a 300W white LED source and a long-throw optical system with a large 140mm front lens, it delivers a robust 12.000 lumen output.

Despite its super-compact design, it maintains high performance. The motorized zoom offers a range of 4°-44°, making it suitable for aerial effects and long-distance throws key light.

The **Jet Profile300LT** offers precise beam control with four framing shutters, each with individual plane rotation and full curtain effect capability. Additional features include a linear CMY system, linear CTO system, two half-color wheels, a rotating gobo wheel with seven images, animation wheels, soft frost, a circular prism, and a linear prism.

MAIN FEATURES

- 300W White LED source , 12.000 fixture lumen output
- Long throw 4°-44 zoom
- CMY+CTO Color mixing, 4 framing shutters, animation, two half-color wheels, gobo wheel, soft frost, a circular prism and linear prism.

- Body: aluminium structure with high-resistance polycarbonate cover
- Body colour: black

CONTROL

- Protocols: DMX512, RDM, CRMX
- DMX channels: (STD) 37 / (EXT) 42channel
- Wireless Control: optional, LumenRadio Timo Fx DMX/RDM compatible with both CRMX (Lumen Radio) and W-DMX (Wireless DMX)
- RDM: RDM for remote monitoring and settings
- Display: Graphic User Interface
- Firmware upgrade: via DMX with UPBOXPRO/UPBOX2 (USB-DMX interface not included) or via USB pen drive

ELECTRONICS

- Dimmer: linear 0 ~ 100% electronic dimmer
- Dimmer curves: 4 selectable dimming modes available
- Strobe / shutter: 1 - 30 Hz, electronic
- Display battery: self-charging battery backup
- Operating temperature: -10° ~ +45° Ta
- LED Control: flicker free frequency with adjustable PWM
- Selectable PWM: 600 ~ 50.000 Hz

ELECTRICAL

- Mains power supply: 100-240V - 50/60Hz
- Max power consumption: 491W
- Standby power: 85 W
- Output (at 230V): 7 units on a single power line
- Power factor: > 0,96

PHYSICAL

- IP rating: 20
- Cooling: combination of heat pipe cooling system and low noise fan
- Suspension and fixing: any position with quick-lock omega brackets
- Pan / tilt lock: for transportation and maintenance
- Signal connection: Neutrik XLR 5p IN/OUT connectors
- Power connection: Seetronic powerCON TRUE IP65 IN/OUT
- Dimensions (WxHxD): 403x630x250mm / 15.87"x24.8"x9.84"
- Weight: 21,4kg / 47.18lbs

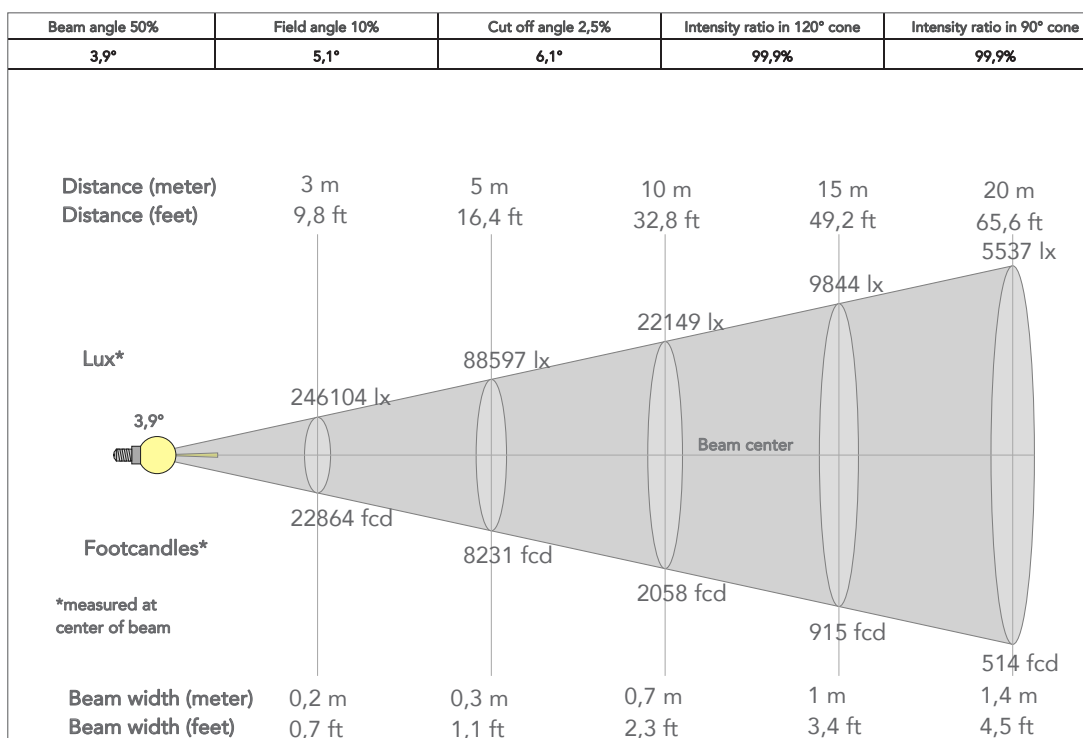
CERTIFICATIONS / APPROVALS

- Certifications / Approvals: CE, RCM

- | | |
|----------------|--|
| • 9533FXWL03 | Ass. 3x2.5mm TH07 cable, SCHUKO plug, MENAC3FXW socket, L3m |
| • 9513FXWL03 | Ass. 3x2.5mm TH07 cable, 16A 3p 230V CEE plug, MENAC3FXW socket, L.3 m |
| • 958225L03 | 3x2.5mm TH07 Cable, 16A 3p PwCon MXW, 16A 3p PwCon FXW, L. 3m |
| • TOUR53415L03 | Dmx cable HC5340. CANC5MXX XLR 5p->CANC5FXX XLR (f) 5p, L3m |
| • UPBOXPRO | Firmware uploader kit, USB IN, 5-pin XLR DMX OUT connector |

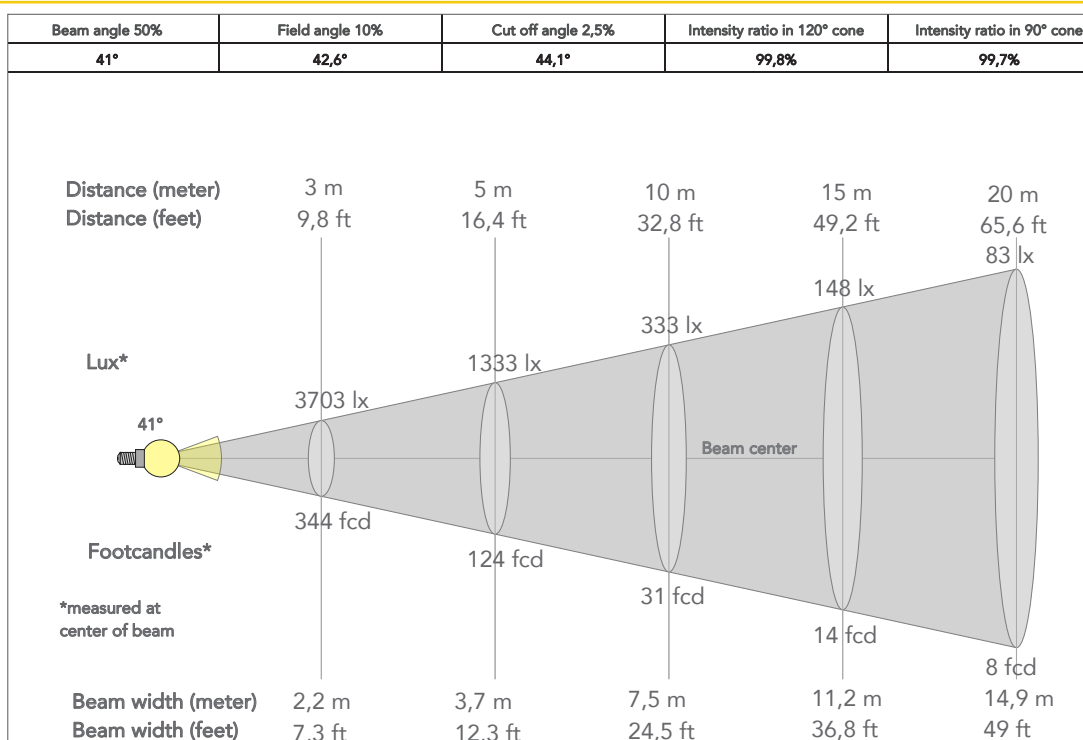
PRESET FULL ON

Beam angle 50%: 3.9°

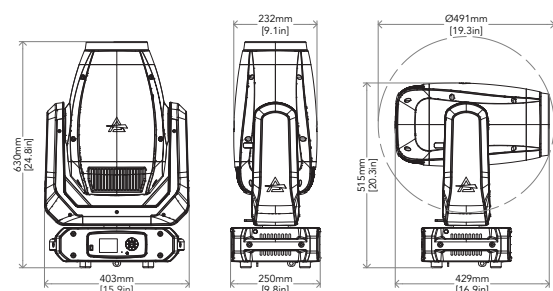


PRESET FULL ON

Beam angle 50%: 41°



TECHICAL DRAWINGS



CERTIFICATIONS / APPROVALS



Visit our website
for specifications and
tech documentations